



*Viva*LIFT![®]
POWER RECLINER COLLECTION

“

AN INCREDIBLE CHAIR!
I CAN FULLY RECLINE
AND IT IS SO RELAXING. IT REALLY IS
THE MOST COMFORTABLE
RECLINER IN THE WORLD!

– GEORGE R.



SCOTT MEUSER
CHAIRMAN & CEO
PRIDE MOBILITY®

With over three decades in the power lift recliner industry, we know that our business is about you, our customer. We're humbled when you choose to bring one of our power lift recliners into your home, knowing that it must fit your lifestyle and decor.

VivaLift!® Is the culmination of your direct feedback. You wished for luxurious comfort, exceptional quality, state-of-the-art features, and elegant designs. Over a two-year period, we listened and refined, then listened some more. The result is the VivaLift!® line of power lift recliners designed for you, your home and your lifestyle.

We understand that bringing a power lift recliner into your home isn't just a purchase, but an investment – toward your comfort, home décor, and lifestyle. We deeply value that you, our customer, have enabled us to meet those vital goals through VivaLift!®.

A handwritten signature in black ink that reads "Scott Meuser". The signature is written in a cursive, flowing style with a long horizontal line extending from the end.



POWER HEADREST







UPWARD LIFT



POWER LUMBAR

INDEPENDENT FUNCTIONS

- 
 1. The power headrest lifts your head, neck and shoulders for maximum support.
- 
 2. The upward lift offers convenient stand assist for getting in and out of the recliner.
- 
 3. The power lumbar enables you to personalize your comfort.
- 
 4. The footrest extension allows you to relax and stretch out completely.



POWER BACKREST

POWER HEADREST

ADVANCED MASSAGE SYSTEM

HEATING PADS IN SHOULDERS, LUMBAR AND SEAT

TOGGLE REMOTE WITH PROGRAMMABLE MEMORY POSITION

POWER LUMBAR

HEAT AND MASSAGE CONTROLS

WIRELESS CHARGING STATION

CUP HOLDER

LITHIUM BATTERY BACKUP

FOOTREST EXTENSION

EXCLUSIVE VIVALIFT® TILT



HEAT AND MASSAGE

ATLAS PLUS 2

The power headrest lifts your head, neck and shoulders for maximum support.

Easy-to-use toggle remote features 2 memory buttons and USB charger.

Convenient hideaway USB charging port and cup holder are located in the armrests.

True-infinite positioning enables the backrest and footrest to move independently from one another.

Lithium battery backup ensures operation in the case of a power outage.



CUP HOLDER

USB CHARGING PORT

STANDARD FABRIC: BADLANDS



USB CHARGING PORT



CUP HOLDER



USB PORT

HEADREST

UP / DOWN

LEG REST

LUMBAR

BACK

MEMORY



MUSHROOM

WALNUT

STEEL

FDA Class II
Medical Device¹

TRANQUIL 2

The power headrest lifts your head, neck and shoulders for maximum support.

The power lumbar enables you to personalize your comfort.

True-infinite positioning enables the backrest and footrest to move independently from one another.

Easy-to-use toggle remote features 2 memory buttons and USB charger.

Lithium battery backup ensures operation in the case of a power outage.



STANDARD FABRIC: ASTRO

GREY

BROWN

MUSHROOM



USB PORT

HEADREST

LUMBAR

UP / DOWN

BACK

LEG REST

MEMORY



FDA Class II
Medical Device¹

ELEGANCE 2

The power headrest lifts your head, neck and shoulders for maximum support.

The power lumbar enables you to personalize your comfort.

True-infinite positioning enables the backrest and footrest to move independently from one another.

Easy-to-use toggle remote features 2 memory buttons and USB charger.

Lithium battery backup ensures operation in the case of a power outage.

STANDARD FABRIC: BADLANDS

MUSHROOM

WALNUT

STEEL

USB PORT

HEADREST

LUMBAR

UP / DOWN

BACK

LEG REST

MEMORY

*viva*LIFT

FDA Class II
Medical Device¹

METRO 2

The power headrest lifts your head, neck and shoulders for maximum support.

The power lumbar enables you to personalize your comfort.

True-infinite positioning enables the backrest and footrest to move independently from one another.

Easy-to-use toggle remote features 2 memory buttons and USB charger.

Lithium battery backup ensures operation in the case of a power outage.



STANDARD FABRIC: SAVILLE

GREY

BROWN



USB PORT

HEADREST

LUMBAR

UP / DOWN

BACK

LEG REST

MEMORY



FDA Class II
Medical Device¹



URBANA 2

The power headrest lifts your head, neck and shoulders for maximum support.

The power lumbar enables you to personalize your comfort.

True-infinite positioning enables the backrest and footrest to move independently from one another.

Easy-to-use toggle remote features 2 memory buttons and USB charger.

Lithium battery backup ensures operation in the case of a power outage.

STANDARD FABRIC: **STONEWASH**



USB PORT

HEADREST

LUMBAR

UP / DOWN

BACK

LEG REST

MEMORY

vivaLIFT



GRANITE

GUNMETAL

FDA Class II
Medical Device¹

COLLECTION	ULTRA ¹	ULTRA ¹	ULTRA ¹	RADIANCE ^{1,2,4}	RADIANCE ^{1,2,4}	RADIANCE ^{1,2,4}	RADIANCE ^{1,2,4}	ATLAS PLUS 2 ^{1,4}
MODEL	PLR-4955S	PLR-4955M	PLR-4955L	PLR-3955PW	PLR-3955S	PLR-3955M	PLR-3955LT	PLR-2985M
POSITION ⁴	True-Infinite	True-Infinite	True-Infinite	True-Infinite	True-Infinite	True-Infinite	True-Infinite	True-Infinite
HEIGHT RANGE	5'4" and below	5'5" - 6'	6' and above	5'4" and below	5'4" and below	5'4" - 6'	6' and above	5'4" - 5'9"
SIZE	Small	Medium	Large	Petite Wide	Small	Medium	Large/Tall	Medium
WEIGHT CAPACITY	400 lbs.	400 lbs.	400 lbs.	400 lbs.	400 lbs.	400 lbs.	400 lbs.	400 lbs.
SEAT-TO-FLOOR	18"	19.5"	21.5"	19.5"	18"	19.5"	21.5"	19.5"
SEAT DEPTH	18"	21"	22"	18"	18"	21"	22"	21"
SEAT WIDTH	20"	22.5"	23"	24"	20"	22.5"	23.5"	22"
TOP OF BACK TO SEAT	25"	28"	30"	23"	25"	28"	31"	26"
FULLY PADDED CHAISE	Yes	Yes	Yes	Yes	Yes	Yes	Yes	Yes
FOOTREST EXTENSION	Standard	Standard	Standard	Standard	Standard	Standard	Standard	Standard
HEAT	Standard	Standard	Standard	Standard	Standard	Standard	Standard	NA
MASSAGE	Standard	Standard	Standard	NA	NA	NA	NA	NA
SEATING TYPE	Total Comfort	Total Comfort	Total Comfort	Total Comfort	Total Comfort	Total Comfort	Total Comfort	Total Comfort
CHAIR HEIGHT	41"	43"	47"	40"	41"	43"	49"	42"
DISTANCE FROM WALL	15"	15"	21.5"	14"	15"	15"	21.5"	16"
OVERALL WIDTH	37"	39"	39"	41"	37"	39"	40"	39"
CHAIR WEIGHT	158 lbs.	158 lbs.	176 lbs.	161 lbs.	156 lbs.	158 lbs.	178 lbs.	164 lbs.
WARRANTY	7-Yr. Pro-rated	7-Yr. Pro-rated	7-Yr. Pro-rated	7-Yr. Pro-rated	7-Yr. Pro-rated	7-Yr. Pro-rated	7-Yr. Pro-rated	7-Yr. Pro-rated

*Not all units achieve all positions. Please refer to specific product.

Note: Measurements may vary +/- 1". Specifications subject to change without prior notice. The information contained herein is correct at the time of publication; we reserve the right to alter specifications without prior notice.

Recommended HCPCS: E0627-Seat lift mechanism, electric, any type. DME providers are responsible for determining the appropriate billing codes when submitting for insurance reimbursement. HCPCS codes provided should not be considered as legal advice and do not guarantee reimbursement. Payer coding, coverage and bundling guidelines may apply.

COLLECTION	TRANQUIL 2 ¹	TRANQUIL 2 ¹	TRANQUIL 2 ¹	ELEGANCE 2 ¹	ELEGANCE 2 ¹	METRO 2 ¹	URBANA 2 ¹
MODEL	PLR-935S	PLR-935M	PLR-935LT	PLR-975M	PLR-975L	PLR-925M	PLR-965M
POSITION ⁴	True-Infinite	True-Infinite	True-Infinite	True-Infinite	True-Infinite	True-Infinite	True-Infinite
HEIGHT RANGE	5'3" and below	5'4" - 5'9"	5'10" and above	5'4"-5'9"	5'10" and above	5'3" and below	5'3" and below
SIZE	Small	Medium	Large/Tall	Medium	Large	Medium	Medium
WEIGHT CAPACITY	400 lbs	400 lbs	400 lbs	400 lbs	400 lbs	400 lbs	400 lbs
SEAT-TO-FLOOR	18"	19.5"	21.5"	20"	20.5"	19"	20"
SEAT DEPTH	18.5"	20.5"	22.5"	21"	22"	21"	20"
SEAT WIDTH	20"	22"	23.5"	21"	22"	21"	21"
TOP OF BACK TO SEAT	25"	27"	30"	27"	29"	26.5"	25"
FULLY PADDED CHAISE	Yes	Yes	Yes	Yes	Yes	Yes	Yes
FOOTREST EXTENSION	Standard	Standard	Standard	Standard	Standard	Standard	Standard
HEAT	NA	NA	NA	NA	NA	NA	NA
MASSAGE	NA	NA	NA	NA	NA	NA	NA
SEATING TYPE	Total Comfort	Total Comfort	Total Comfort	Total Comfort	Total Comfort	Total Comfort	Total Comfort
CHAIR HEIGHT	40"	42"	47"	42"	43"	41"	42"
DISTANCE FROM WALL	13"	16"	16"	14"	16"	14"	14"
OVERALL WIDTH	33.75"	37.5"	38"	35.5"	37.5"	33"	33"
CHAIR WEIGHT	137 lbs.	145 lbs.	155 lbs.	152 lbs.	157 lbs.	142 lbs.	145 lbs.
WARRANTY	7-Yr. Pro-rated	7-Yr. Pro-rated	7-Yr. Pro-rated	7-Yr. Pro-rated	7-Yr. Pro-rated	7-Yr. Pro-rated	7-Yr. Pro-rated

1. Vivalift!® Power Recliners are FDA Class II Medical Devices designed to aid individuals with mobility impairments.

2. The wireless charger is only compatible with smart phones that have wireless charging capabilities. Additionally, no other smart devices, (i.e. smart watches) should be used with the wireless charger.

3. Height ranges should be used as a guide only due to varying factors of each individual user.

4. Unit has three different heating pads in the shoulders, lumbar and seat.



AUTHORIZED PRIDE® PROVIDER

*Viva*LIFT!®
POWER RECLINER COLLECTION

pridemobility.com |    